



PRODUCT CATALOGUE

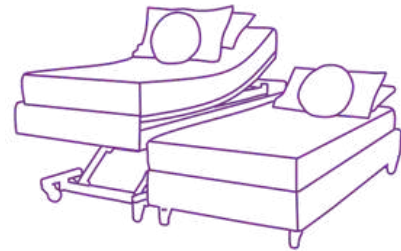
AUSTRALIA

PRODUCTS

HOMECARE AND PARTNER BEDS

Full range of homecare beds to suit all client requirements. Many options for keeping people together.

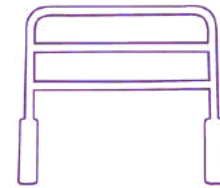
Page... 4



BED RAILS AND ACCESSORIES

Bed rails and poles for self help, safety and security.

Page... 15



MATTRESSES AND OVERLAYS

Full range of pressure care mattresses and mattress overlays.

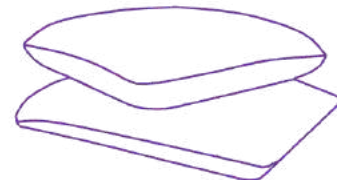
Page... 21



PILLOWS AND CUSHIONS

Full range of pillows and cushions for pressure care positioning aids when seated and in bed.


Page... 31



MATTRESS PROTECTION AND SHEETS

Mattress protectors, covers, bed pads and sheet sets.

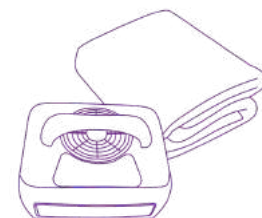
Page... 40



HYDROSENSE COOLING SYSTEM

Manage heat sensitivity and inflammation more effectively.

Page... 45





HOMECARE BEDS AND PARTNER BEDS

ICARE IC111

The IC111 Bed is our low risk extra mobility option. These domestic looking bases offer head lift and knee break. Split queen and split king sizes are available with split mattresses with no gap and individual controls.



KEY FUNCTIONS




Head Lift




Knee Break

BED CODES & SIZES




LONG SINGLE

Code: IC111LS
Mattress Surface Size: 2030 x 900
Base Size: 2150 x 960



KING SINGLE

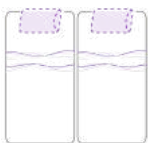
Code: IC111KS
Mattress Surface Size: 2030 x 1070
Base Size: 2150 x 1120



SPLIT QUEEN

Code: IC111Q
Mattress Surface Size: 2030 x 750 (PER SIDE)
Base Size: 2150 x 780 (PER SIDE)

- Individual hand control per side
- Fits a one piece queen headboard



SPLIT KING


Code: IC111K
Mattress Surface Size: 2030 x 900 (PER SIDE)
Base Size: 2150 x 900 (PER SIDE)

- Individual hand control per side
- Requires two long single headboards


COLOUR CHOICES



ONYX



STONE



SMOKE



SILVER



VINYL EBONY



VINYL DOVE

KEY FEATURES



200kg Safe Working Load per side



Fixed Base Height 37cm



Available with Headboards and Footboards



External Rechargeable Battery Back-up



Lockable Heavy Duty Castors



Strong Breathable Mattress Platform



End and Corner Mattress Retainer Bars



5 Year Warranty



Back Lit Wipeable Hand Piece



No gap between mattresses on Queen & King beds

TECHNICAL SPECIFICATIONS

- Safe working load - The safe working load is 200kg per side and includes any model of Icare mattresses.
- Hand Piece - Backlit for night time use. Easy press buttons. Wired stretch cord. Hook attachment for hanging to side of bed. Wipeable.
- Fabric - Hard wearing commercial grade fabric. Vinyl is treated with antibacterial properties.
- Mattress Surface - Strong metal mesh under mattress allowing increased airflow.
- Actuators - 1x 6000 newton - 24 watt head adjust actuator. 1x 6000 newton - 24 watt knee adjust actuator.
- No pull motors for added safety.
- Wheels - large lockable heavy duty swivel castors on each corner.
- Head Lift angle 62°
- Knee break angle 42°
- Fixed base height - 37cm from floor to top of base.

ACCESSORIES AVAILABLE

- High Side Rail
- Low Side Rail
- Bed Stick
- U-Assist Rail
- Over Bed Pole
- Full Length Side Rails
- Headboard
- Footboard



ICARE IC333

The IC333 Bed is unmatched for function and durability, taking the hospital look out of your room. This four function bed, features dual lift motors totaling 12,000 newtons lifting power, unlimited under-bed clearance and eight heavy duty castors.



KEY FUNCTIONS



Head Lift



Knee Break




Height Adjustable
22-66cm



Trendelenburg and
Reverse Trendelenburg

BED CODES & SIZES



LONG SINGLE

Code: IC333LS
Mattress Surface Size: 2030 x 900
Base Size: 2150 x 960



KING SINGLE

Code: IC333KS
Mattress Surface Size: 2030 x 1070
Base Size: 2150 x 1120



LONG DOUBLE

Code: IC333D
Mattress Surface Size: 2030 x 1350
Base Size: 2150 x 1400

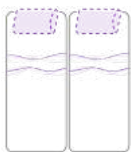
- One hand control



ONE PIECE QUEEN

Code: IC333Q
Mattress Surface Size: 2030 x 1500
Base Size: 2150 x 1580

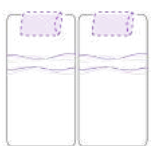
- One hand control



SPLIT QUEEN (HEAD & KNEE FUNCTIONS) ONE PIECE HI-LO & TRENDELENBERG

Code: IC333SQ
Mattress Surface Size: 2030 x 750 (PER SIDE)
Base Size: 2150 x 1580

- Individual hand control per side
- Fits a one piece queen headboard



SPLIT KING


Code: IC333K
Mattress Surface Size: 2030 x 900
Base Size: 2150 x 940 (as partner)

- One hand control


COLOUR CHOICES



ONYX



STONE




SMOKE



SILVER



VINYL EBONY



VINYL DOVE

NOTE: Always remember that TWO Long Single beds together make a King size bed.

KEY FEATURES



200kg SWL on Long Single & King Single



Strong Breathable Mattress Platform



Available with Headboards



External Rechargeable Battery Back-up



Lockable Heavy Duty Castors



300kg SWL on Double and Queen



End and Corner Mattress Retainer Bars



10 Year Warranty



Back Lit Wipeable Hand Piece



No gap between partner mattresses



Unlimited Under Bed Clearance



Ultra Low Design Reducing Risk of Falls



Optional 3 sided surround for wheelchair transfers

TECHNICAL SPECIFICATIONS

- Safe working load - 200kg on long single and king single sizes and 300kg for double and queen sizes. The safe working load includes any model of Icare mattresses.
- Hand Piece - Backlit for night time use. Easy press buttons. Wired stretch cord. Hook attachment for hanging to side of bed. Wipeable.
- Fabric - Hard wearing commercial grade fabric. Vinyl is treated with antibacterial properties.
- Mattress Surface - Strong metal mesh under mattress allowing increased airflow
- Actuators - 1x 6000 newton - 24 watt head adjust actuator. 1x 6000 newton - 24 watt knee adjust actuator. 2x 6000 newton - 24 watt height adjust actuators (2x 8000 newton on double and queen sizes)
- No pull motors for added safety.
- Wheels - 8x heavy duty swivel castors with one lockable castor on each corner.
- Head lift angle 62° and knee break angle 42°
- Max height - 66cm from floor to top of base
- Min height - 22cm from floor to top of base

ACCESSORIES AVAILABLE

- High Side Rail
- Low Side Rail
- Bed Stick
- U-Assist Rail
- Over Bed Pole
- Full Length Side Rails
- Headboard
- Footboard



Available in one piece Double and Queen.

ICARE IC555 BARIATRIC

This is a bariatric model with a high weight rating. Featuring all functions and a 300kg safe working load. This bed also has vascular support.

KEY FUNCTIONS



Head Lift



Knee Break




Height Adjustable
22-66cm



Trendelenburg and
Reverse Trendelenburg



BED CODES & SIZES



KING SINGLE

Code: IC555KS


Mattress Surface Size: 2030 x 1070

Base Size: 2150 x 1120


COLOUR CHOICES



ONYX



STONE



SMOKE



SILVER



VINYL EBONY



VINYL DOVE

KEY FEATURES



300kg Safe Working Load per side



Strong Breathable Mattress Platform



Available with Headboards and Footboards



External Rechargeable Battery Back-up



Lockable Heavy Duty Castors



End and Corner Mattress Retainer Bars



10 Year Warranty



Back Lit Wipeable Hand Piece



No gap between mattresses on Queen & King beds

TECHNICAL SPECIFICATIONS

- Safe working load - 300kg safe working load. The safe working load includes any model of Icare mattresses.
- Hand Piece - Backlit for night time use. Easy press buttons. Wired stretch cord. Hook attachment for hanging to side of bed. Wipeable.
- Fabric - Hard wearing commercial grade fabric. Vinyl is treated with antibacterial properties.
- Mattress Surface - Strong metal mesh under mattress allowing increased airflow. »
Actuators - 1x 6000 newton - 24 watt head adjust actuator. 1x 6000 newton - 24 watt knee adjust actuator. 2x 8000 newton - 24 watt height adjust actuators
- No pull motors for added safety.
- Wheels - 8x heavy duty swivel castors with one lockable castor on each corner.
- Head lift angle 62°
- Knee break angle 42°
- Max height - 66cm from floor to top of base.
- Min height - 32cm from floor to top of base.

ACCESSORIES AVAILABLE

- High Side Rail
- Low Side Rail
- Bed Stick
- U-Assist Rail
- Over Bed Pole
- Full Length Side Rails
- Headboard
- Footboard



ICARE COMPANION

Icare Companion Beds are the ideal solution for couples. The Companion Bed is completely stationary, with no moving parts at all and allows a partner or parent to sleep along side any Icare adjustable bed.



TECHNICAL SPECIFICATIONS

- Weight Rating – 100kg
- Fabric – Hard wearing commercial grade fabric. Vinyl is treated with antibacterial properties.
- Mattress Surface – Timber slat system
- Legs - standard glides 145mm, Available in 75mm, 145mm, 200mm glide or wheels.
- Base fixed height 345mm from floor to mattress platform.
- Under bed clearance 150mm




Weight rating 100kg



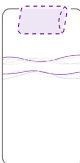
5 Year Warranty

BED CODES & SIZES



LONG SINGLE

Code: CBLS
Mattress Surface Size: 2030 x 900
Base Size: 2150 x 960




KING SINGLE

Code: CBKS
Mattress Surface Size: 2030 x 1070
Base Size: 2150 x 1120


COLOUR CHOICES



ONYX



STONE



SMOKE



SILVER



VINYL EBONY



VINYL DOVE

NOTE: Always remember that TWO Long Single beds together make a King size bed.

ICARE IC100

The IC100 Bed is a heavy duty bed, with a static mattress platform. This bed provides a strong base for a partner or parent to sleep alongside the client.



COMPARISON WITH COMPANION BASE

- IC100 has a higher weight rating – 200kg
- IC100 base height is 37cm
- Lockable Castor Wheels
- Compatible with side rails and accessories

SPECIFICATIONS

- Safe working load – The max weight limit is 200kg includes any model of Icare mattresses.
- Fabric – Hard wearing commercial grade fabric. Vinyl is treated with antibacterial properties.
- Mattress Surface – Strong metal mesh under mattress allowing increased airflow.
- Wheels – large lockable heavy duty swivel castors on each corner.
- Fixed base height – 355mm from floor to mattress platform.
- Under Bed clearance – 175mm



Weight rating 200kg



10 Year Warranty




Lockable Heavy Duty Castors


COLOUR CHOICES



ONYX



STONE



SMOKE



SILVER




VINYL EBONY



VINYL DOVE

BED CODES & SIZES




LONG SINGLE

Code: IC100LS

Mattress Surface Size: 2030 x 900

Base Size: 2150 x 960



KING SINGLE

Code: IC100KS

Mattress Surface Size: 2030 x 1070

Base Size: 2150 x 1120

ICARE PARTNER SET-UPS

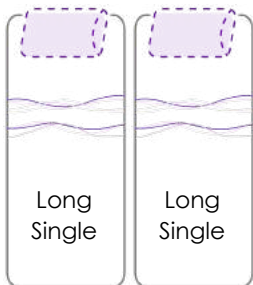
KEEPING PEOPLE TOGETHER

All Icare Beds can be made for couples to sleep side by side with no gap between mattresses. You simply choose in 3 steps.

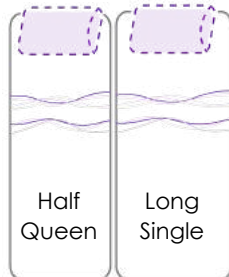
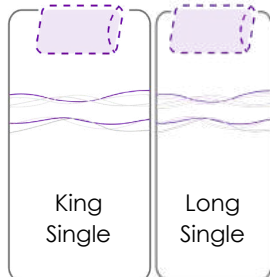
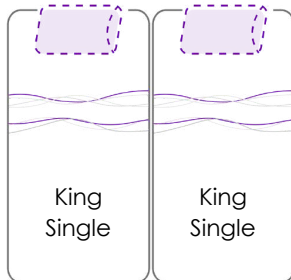
1. Choose which model each partner wants.
2. Choose the bed size (half queen, long single or king single)
3. Choose which side each partner will be sleeping on. This can be filled out on the Icare Partner Bed Assessment Script Form.

Note: Headboards are sold as a separate item and only can be sold to fit each side. You cannot get a one piece headboard for Partner Bed configurations.

SIDE X SIDE SIZE CONFIGURATIONS:



Note: This makes a king size bed



This form can be completed using our online form, or scanned in using PDF document.



KEY FEATURES



Centre rails are upholstered and recessed.



Side x side configurations.



No gap between the mattresses



Separate headboards for each bed.

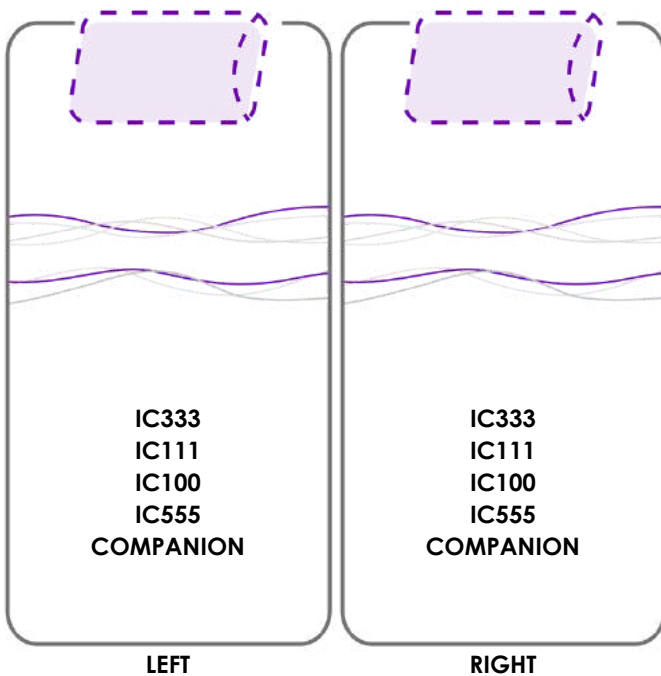


Mix and match bed models.



Left or right side sleeping preferences.

MODEL CONFIGURATION OPTIONS:



- No gap between the mattresses
- Fully upholstered surround
- Separate headboards
- Compatible with all side rails and accessories





ICARE BED ACCESSORIES

LOW SIDE RAIL

Provides the user support and stability, preventing bed falls.

Charcoal colour, slip on attach system with three rails for maximum safety. Position anywhere along side of bed as needed.

Width 690mm

Height above mattress platform 422mm

Space between rails 115mm

Max user weight 200kg (static load maximum 250 Newtons)



PRODUCT CODE

| | |
|--------------------|---------------------|
| Description | Icare Low Side Rail |
| Code | ACLSR |

HIGH SIDE RAIL

Provides the user support and stability, especially for getting in and out of bed.

Charcoal colour, slip on attach system with four rails for maximum safety. Compatible with any Icare Beds. Position anywhere along side of bed as needed.

Width 350mm

Height above mattress platform 582mm

Space between rails 119mm

Max user weight 200kg (static load maximum 250 Newtons)



PRODUCT CODE

| | |
|--------------------|----------------------|
| Description | Icare High Side Rail |
| Code | ACHSR |

BED STICK

Assisting patient transfer getting in and out of bed.
Can be used for patient repositioning.

Charcoal colour, slip on attach system with safety return hook for maximum safety. Position anywhere along side of bed as needed.

Height above mattress platform 520mm
Space inside hook 103mm
Max user weight 200kg (static load maximum 250 Newtons)



PRODUCT CODE

| | |
|--------------------|-----------------|
| Description | Icare Bed Stick |
| Code | ACBS |

U-ASSIST SIDE RAIL

A unique design rail, slim line designed for bed users to grab anywhere. Requested by Occupational Therapists as a variation to the Bed Stick. Secure mount to the bed, multiple grip points and assists bed users with transfers and getting in and out of bed.

Charcoal colour, slip on attach system. Compatible with any Icare Beds. Position anywhere along side of bed as needed.

Width 150mm
Height above mattress platform 530mm
Max user weight 200kg (static load maximum 250 Newtons)



PRODUCT CODE

| | |
|--------------------|--------------------------|
| Description | Icare U-Assist Side Rail |
| Code | ACUSR |

FULL LENGTH SIDE RAIL

Full length fold down rails available in left and right hand side. Release is designed for carers use.

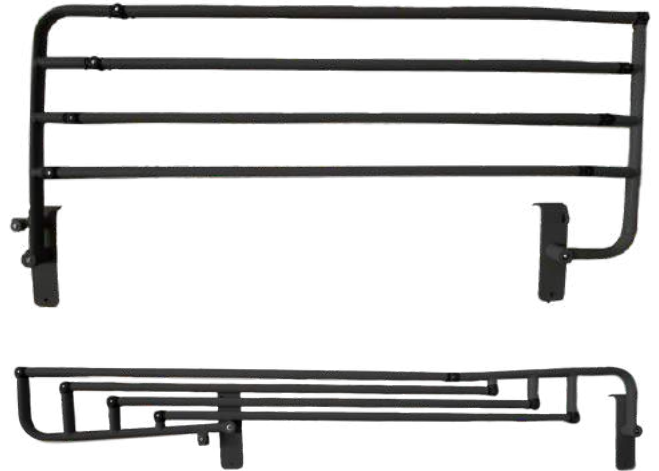
Charcoal colour, slip on attach system with four rails for maximum safety. Left and right sides available. Rail folds to the feet.

Width 1385mm

Height above mattress platform 495mm

Space between rails 80mm

Max user weight 200kg (static load maximum 250 Newtons)



PRODUCT CODE

| | |
|-------------------------|--|
| Description Code | Icare Full Length Rail - Right ACFSRR |
| Description Code | Icare Full Length Rail - Left ACFSRL |
| Description Code | Icare Full Length Rail - Pair ACFSRP |

Prescribe rail from clients perspective:
Rail to be on clients left = left rail
Rail to be on clients right = right rail.

OVER BED POLE

Pull up bar to help with turning, patient transfer and bed care. Free standing, stable design with heavy duty steel and strong bracing brackets. Adjustable handle height and anti-slip strap cradle.

Charcoal colour. Compatible with any Icare Beds. Low profile base to fit neatly under ultra low beds, suitable for all bed sizes. Minimal assembly required.

Height from floor to top of rail 1900mm

Floor Foot Print: H design

- Width under bed 75cm
- Length under bed 90cm

Rail at top from back of stand to tip of rail – 71cm

Maximum weight applied 100kg



PRODUCT CODE

| | |
|-------------------------|----------------------------|
| Description Code | Icare Pull Up Bar ACPUB |
|-------------------------|----------------------------|

PADDED SIDE RAIL COVERS

Icare padded rail covers for protection on the Icare side rails. The Icare padded covers are covered with Zerotec wipeable medical fabric. Zerotec super-soft two way stretch reducing sheer and skin damage. This medical fabric combines patient care and technology to provide unparalleled comfort.

Completely wipeable, full rail height padded sleeve secured in place using velcro.



PRODUCT CODE

| | | |
|--------------------|-------------------------|------------------------------|
| Description | Icare Bed Stick Cover | |
| Code | ACSRCB | Fits rail size: 103 x 520mm |
| Description | Icare Low Side Cover | |
| Code | ACSRCL | Fits rail size: 690 x 422mm |
| Description | Icare High Side Cover | |
| Code | ACSRCH | Fits rail size: 350 x 582mm |
| Description | Icare Full Length Cover | |
| Code | ACSRCFL | Fits rail size: 1385 x 495mm |

BED ACCESSORIES POUCH

Fits securely on any Icare bed upholstered surround, secured with hook and loop. The slim-line Bedside Accessories Pouch can be positioned anywhere on the side of Icare beds or on the Icare rails.

Made from hard wearing felt.
Charcoal colour.
Max weight limit; 5kg

Width overall 40cm, Depth of pocket 20cm



PRODUCT CODE

| | |
|--------------------|-----------------------------|
| Description | Icare Bed Accessories Pouch |
| Code | ACBAP |

HEADBOARDS

Headboards complete the look in the bedroom with matching colours and fabrics. Headboards can prevent the pillow or other bedding from falling off the head of the bed when in some positions.

Mounted to the bed using 4 hand turn bolts.
Total height: 70cm (50cm above mattress platform)



PRODUCT CODE

| | |
|-------------------------|--|
| Description Code | Icare Headboard - Long Single HB333S |
| Description Code | Icare Headboard - King Single HB333KS |
| Description Code | Icare Headboard - Double HB333D |
| Description Code | Icare Headboard - Queen HB333Q |

COLOUR CHOICES



FOOTBOARDS

Footboards can prevent the mattress and bed linen from falling off the bed or slipping out of reach. They also provide a soft barrier when carers or users move around the bed room. Easy to mount using metal/plastic bracket system. Not designed to bear weight, do not use as a side rail.

Available in all fabric and vinyl options as the beds and headboards.

Total height 50cm (30cm above mattress platform)

PRODUCT CODE

| | | | |
|-------------------------|------------------------------------|-------------------------|--|
| Description Code | Icare Footboard - Single FB333S | Description Code | Icare Headboard - King Single FB333KS |
| Description Code | Icare Footboard - Double FB333D | Description Code | Icare Headboard - Queen FB333Q |





ICARE MATTRESSES & OVERLAYS

IC15 HOMECARE MATTRESS

The IC15 offers support and comfort. Firm feel makes it easier for turning. Compatible on any base platform.

Medical cover's available if required.



SPECIFICATIONS

| | |
|------------------------|------------------|
| Feel Rating | Firm |
| Mattress Height | 150mm |
| Risk Category | High Risk |
| User Weight | 45kg - 300kg |
| Warranty | 10 Year Warranty |




PRESSURE REDISTRIBUTION
The IC15 mattress features the ActiveX™ 84 material is the main comfort layer in this mattress. ActiveX™ is a high grade of elastic type foam which is responsive to temperature around inflamed areas. ActiveX™ will become softer as it becomes warmer. So around a pressure point it will always soften and allow the blood to circulate freely.



SOLID SUPPORT FOAM BASE
XP Support foam is a high-density foam that is used in the bottom layer of the IC15. XP Support foam is an open cell material that breathes to allow air circulation but is high density to prevent bottoming out. This material will easily contour to any profiling bed.



TEMPERATURE REGULATING COVER
The IC15 cover is made with the new Bluetec cooling fabric. This is all way stretch fabric to conform with body and mattress contour. It is under woven with a cooling yarn to regulate body temperature.



VENTILATED BASE FABRIC
Vant fabric is a three-dimensional polypropylene material that has high air permeability and is antibacterial. We use this on the side wall of the IC15 mattress covers to greatly increase air movement.



MEDICAL COVERS AVAILABLE
Zerotec fabric is a medical barrier fabric that's has high elasticity in every direction which reduces shear on pressure redistribution surfaces. It is waterproof and wipeable but has microporous breathable properties. This cover has welded seams and waterfall flaps for fluid control.

BED CODES & SIZES

| | | |
|--------------------|--------|-------------------------|
| LONG SINGLE | IC15LS | 2030 X 900mm |
| KING SINGLE | IC15KS | 2030 x 1070mm |
| LONG DOUBLE | IC15LD | 2030 x 1350mm |
| QUEEN | IC15Q | 2030 x 1520mm |
| SPLIT QUEEN | IC15SQ | 2030 x 760mm (per side) |

CARE & CLEANING

- No flip design reducing manual handling
- Anticrease XP base to allow easy contour for any profiling bed
- Standard cover MVTR: NA. Medical Cover MVTR (g/24h·m²): 1635.0 Average
- Medical Cover BS7175: Crib 5
- Waterlow ≤20
- To launder the cover in a washing machine, set the main wash to a minimum of 65°C for no less than 10 minutes. The cover can be tumble dried on low heat and the temperature must not exceed 60°C. The foam can be autoclaved at 134°C.

PRESSURE CARE

Risk Category High

This rating is based on our average peak pressure of <24mmHg. For some high risk clients Icare Zerotec covers are recommended.

Icare risk category ratings are based on average peak pressure, Therapist recommendation, case studies, industry comparison and the Waterlow scale. For some high risk clients Icare Zerotec covers are recommended. The best way to assess a client on a pressure reducing surface is to monitor pressure points with visual checks over a period of 5 days.

IC20 HOMECARE MATTRESS

Middle of the range, the IC20 proves to be popular for most. The medium feel provides excellent support and great bed mobility.

Medical cover's available if required.



SPECIFICATIONS

| | |
|------------------------|------------------|
| Feel Rating | Medium |
| Mattress Height | 200mm |
| Risk Category | High Risk |
| User Weight | 30kg - 200kg |
| Warranty | 10 Year Warranty |




PRESSURE REDISTRIBUTION
The IC20 mattress features the ActiveX™ 84 material is the main comfort layer in this mattress. ActiveX™ is a high grade of elastic type foam which is responsive to temperature around inflamed areas. ActiveX™ will become softer as it becomes warmer. So around a pressure point it will always soften and allow the blood to circulate freely.



SOLID SUPPORT FOAM BASE
XP Support foam is a high-density foam that is used in the bottom layer of the IC15. XP Support foam is an open cell material that breathes to allow air circulation but is high density to prevent bottoming out. This material will easily contour to any profiling bed.



TEMPERATURE REGULATING COVER
The IC20 cover is made with the Bluetec cooling fabric. This is all way stretch fabric to conform with body and mattress contour. It is under woven with a cooling yarn to regulate body temperature.



VENTILATED BASE FABRIC
Vant fabric is a three-dimensional polypropylene material that has high air permeability and is anti-bacterial. We use this on the side wall of the IC20 mattress covers to greatly increase air movement.



MEDICAL COVERS AVAILABLE
Zerotec fabric is a medical barrier fabric that's has high elasticity in every direction which reduces shear on pressure redistribution surfaces. It is waterproof and wipeable but has microporous breathable properties. This cover has welded seams and waterfall flaps for fluid control.

BED CODES & SIZES

| | | |
|--------------------|-------|-------------------------|
| SINGLE | IC2S | 1900 X 900mm |
| LONG SINGLE | IC2LS | 2030 x 900mm |
| KING SINGLE | IC2KS | 2030 x 1070mm |
| DOUBLE | IC2D | 1900 x 1350mm |
| LONG DOUBLE | IC2LD | 2030 x 1350mm |
| QUEEN | IC2Q | 2030 x 1520mm |
| SPLIT QUEEN | IC2SQ | 2030 x 760mm (per side) |

CARE & CLEANING

- No flip design reducing manual handling
- Anticrease XP base to allow easy contour for any profiling bed
- Standard cover MVTR: NA. Medical Cover MVTR (g/24h·m2): 1635.0 Average
- Medical Cover BS7175: Crib 5
- Waterlow ≤20
- To launder the cover in a washing machine, set the main wash to a minimum of 65°C for no less than 10 minutes. The cover can be tumble dried on low heat and the temperature must not exceed 60°C. The foam can be autoclaved at 134°C.

PRESSURE CARE

Risk Category High

This rating is based on our average peak pressure of <19mmHg. For some high risk clients Icare Zerotec covers are recommended.

Icare risk category ratings are based on average peak pressure, Therapist recommendation, case studies, industry comparison and the Waterlow scale. For some high risk clients Icare Zerotec covers are recommended. The best way to assess a client on a pressure reducing surface is to monitor pressure points with visual checks over a period of 5 days.

IC25 HOMECARE MATTRESS

For clients who like a soft mattress, or who spend a long time in bed. The feel of the IC25 Mattress is best suited to aged or petite patients.



SPECIFICATIONS

| | |
|------------------------|------------------|
| Feel Rating | Soft |
| Mattress Height | 225mm |
| Risk Category | High Risk |
| User Weight | 30kg - 200kg |
| Warranty | 10 Year Warranty |




PRESSURE REDISTRIBUTION
The IC25 mattress features the ActiveX™ 84 material is the main comfort layer in this mattress. ActiveX™ is a high grade of elastic type foam which is responsive to temperature around inflamed areas. ActiveX™ will become softer as it becomes warmer. So around a pressure point it will always soften and allow the blood to circulate freely.



SOLID SUPPORT FOAM BASE
XP Support foam is a high-density foam that is used in the bottom layer of the IC15. XP Support foam is an open cell material that breathes to allow air circulation but is high density to prevent bottoming out. This material will easily contour to any profiling bed.



TEMPERATURE REGULATING COVER
The IC25 cover is made with the Bluetec cooling fabric. This is all way stretch fabric to conform with body and mattress contour. It is under woven with a cooling yarn to regulate body temperature.



VENTILATED BASE FABRIC
Vant fabric is a three-dimensional polypropylene material that has high air permeability and is anti-bacterial. We use this on the side wall of the IC2055 mattress covers to greatly increase air movement.



MEDICAL COVERS AVAILABLE
Zerotec fabric is a medical barrier fabric that's has high elasticity in every direction which reduces shear on pressure redistribution surfaces. It is waterproof and wipeable but has microporous breathable properties. This cover has welded seams and waterfall flaps for fluid control.

BED CODES & SIZES

| | | |
|--------------------|--------|-------------------------|
| SINGLE | ICXLS | 1900 X 900mm |
| LONG SINGLE | ICXLLS | 2030 x 900mm |
| KING SINGLE | ICXLKS | 2030 x 1070mm |
| DOUBLE | ICXLD | 1900 x 1350mm |
| LONG DOUBLE | ICXLLD | 2030 x 1350mm |
| QUEEN | ICXLQ | 2030 x 1520mm |
| SPLIT QUEEN | ICXLSQ | 2030 x 760mm (per side) |

CARE & CLEANING

- No flip design reducing manual handling
- Anticrease XP base to allow easy contour for any profiling bed
- Standard cover MVTR: NA. Medical Cover MVTR (g/24h·m2): 1635.0 Average
- Medical Cover BS7175: Crib 5
- Waterlow ≤20
- To launder the cover in a washing machine, set the main wash to a minimum of 65°C for no less than 10 minutes. The cover can be tumble dried on low heat and the temperature must not exceed 60°C. The foam can be autoclaved at 134°C.

PRESSURE CARE

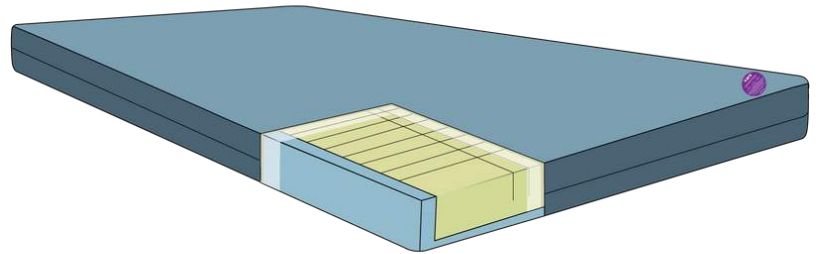
Risk Category High

This rating is based on our average peak pressure of <22mmHg. For some high risk clients Icare Zerotec covers are recommended.

Icare risk category ratings are based on average peak pressure, Therapist recommendation, case studies, industry comparison and the Waterlow scale. For some high risk clients Icare Zerotec covers are recommended. The best way to assess a client on a pressure reducing surface is to monitor pressure points with visual checks over a period of 5 days.

M1 MEDICAL MATTRESS

Suitable for bariatric users, compatible with Icare Homecare Beds. The unique lateral cut design assists with stability and support for transfers and is responsive to profiling platforms.



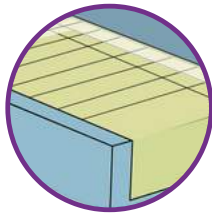
SPECIFICATIONS

| | |
|------------------------|-----------------|
| Feel Rating | Firm |
| Mattress Height | 150mm |
| Risk Category | Medium Risk |
| User Weight | 60kg - 300kg |
| Warranty | 5 Year Warranty |



LATERAL SUPPORT

The unique lateral cut design assists with stability and support for transfers and is responsive to profiling platforms. Firm edge support prevents falls and roll-outs from the mattress and providing support for transfers.



TWO LAYER CONSTRUCTION

One piece U shape firm base and side wall support with medium feel lateral castellated foam inlay. Designed especially to reduce roll-out risk and help with transfers.



SUITABLE FOR BARIATRIC USERS

Compatible with Icare Homecare Beds, this mattress can support user weight of up to 300kg.



SLIDESKIN™ ANTI-SHEAR

The unique composition of SlideSkin™ technology reduces shear with a second membrane. This enables the cover to move or slide with the users movements.



ZEROTEC COVER

Zerotec fabric is a medical barrier fabric that has high elasticity in every direction which reduces shear on pressure redistribution surfaces. It is waterproof and wipeable but has microporous breathable properties. This cover has welded seams and waterfall flaps for fluid control.

BED CODES & SIZES

| | | |
|--------------------|--------|-------------------------|
| LONG SINGLE | ICM1LS | 2030 x 900mm |
| KING SINGLE | ICM1KS | 2030 x 1070mm |
| LONG DOUBLE | ICM1D | 2030 x 1350mm |
| QUEEN | ICM1Q | 2030 x 1520mm |
| SPLIT QUEEN | ICM1SQ | 2030 x 760mm (per side) |

CARE & CLEANING

- No turn design reducing manual handling
- Anticrease XP base to allow easy contour for any profiling bed
- Medical Cover BS7175: Crib 5
- Waterlow ≤20
- To launder the cover in a washing machine, set the main wash to a minimum of 65°C for no less than 10 minutes. The cover can be tumble dried on low heat and the temperature must not exceed 60°C. The foam can be autoclaved at 134°C.

PRESSURE CARE

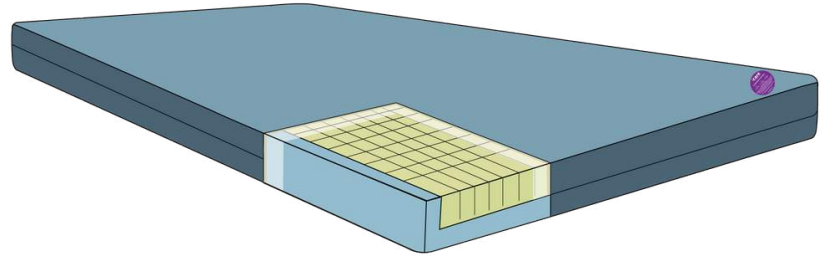
Risk Category Medium

This rating is based on our average peak pressure of <28mmHg.

Icare risk category ratings are based on average peak pressure, Therapist recommendation, case studies, industry comparison and the Waterlow scale. For more information refer to the Icare pressure care manual.

M2 MEDICAL MATTRESS

The castellated support surface allows each square to move to body contour. Module cutting also allows for horizontal anti-shear movement.

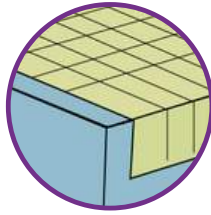


SPECIFICATIONS

| | |
|------------------------|-----------------|
| Feel Rating | Medium |
| Mattress Height | 150mm |
| Risk Category | High Risk |
| User Weight | 40kg - 215kg |
| Warranty | 5 Year Warranty |



CASTELLATED SUPPORT SURFACE
The castellated support surface allows each square to move to body contour. Module cutting also allows for horizontal anti-shear movement. Firm edge support prevents falls and roll-outs from the mattress and providing support for transfers.



TWO LAYER CONSTRUCTION
One piece U shape firm XP Support Foam base and side wall support with medium feel with full module cut comfort layer foam inlay. Designed especially to reduce roll-out risk and bed falls.



SLIDESKIN™ ANTI-SHEAR
The unique composition of SlideSkin™ technology reduces shear with a second membrane. This enables the cover to move or slide with the users movements.



ZEROTEC COVER
Zerotec fabric is a medical barrier fabric that has high elasticity in every direction which reduces shear on pressure redistribution surfaces. It is waterproof and wipeable but has microporous breathable properties. This cover has welded seams and waterfall flaps for fluid control.

BED CODES & SIZES

| | | |
|--------------------|--------|-------------------------|
| LONG SINGLE | ICM2LS | 2030 x 900mm |
| KING SINGLE | ICM2KS | 2030 x 1070mm |
| LONG DOUBLE | ICM2D | 2030 x 1350mm |
| QUEEN | ICM2Q | 2030 x 1520mm |
| SPLIT QUEEN | ICM2SQ | 2030 x 760mm (per side) |

CARE & CLEANING

- No turn design reducing manual handling
- Anticrease XP base to allow easy contour for any profiling bed
- Medical Cover BS7175: Crib 5
- Waterlow ≤20
- To launder the cover in a washing machine, set the main wash to a minimum of 65°C for no less than 10 minutes. The cover can be tumble dried on low heat and the temperature must not exceed 60°C. The foam can be autoclaved at 134°C.

PRESSURE CARE

Risk Category High

This rating is based on our average peak pressure of <20mmHg.

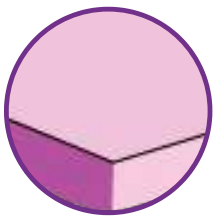
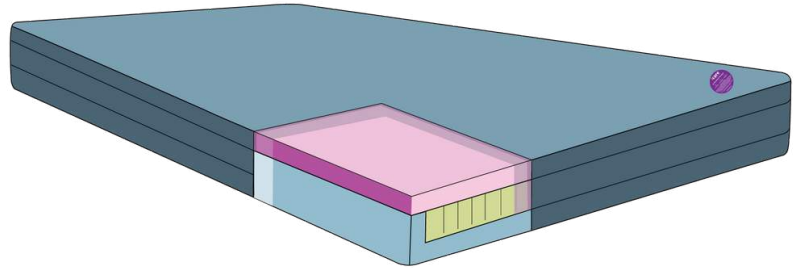
icare risk category ratings are based on average peak pressure, Therapist recommendation, case studies, industry comparison and the Waterlow scale. For more information refer to the icare pressure care manual.

M3 MEDICAL MATTRESS

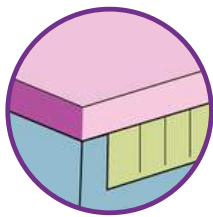
The M3 has an unparalleled user comfort rating which is a crucial factor and often overlooked when. The full ActiveFloat™ layer provides edge to edge support for users eliminating ridges and increasing pressure redistribution area.

SPECIFICATIONS

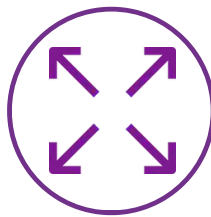
| | |
|------------------------|-----------------|
| Feel Rating | Plush |
| Mattress Height | 200mm |
| Risk Category | High Risk |
| User Weight | 30kg - 215kg |
| Warranty | 5 Year Warranty |



ACTIVEFLOAT™ LAYER
Our latest technology is an extremely elastic and highly breathable material designed to move in every direction even after full compression. This not only reduces shear in every direction but greatly increases user comfort.



THREE LAYER CONSTRUCTION
One piece U shape firm XP Support Foam base and side wall support with medium feel lateral castellated foam inlay. Designed especially to reduce roll-out risk and bed falls.



EDGE TO EDGE
The full ActiveFloat™ layer provides edge to edge support for users eliminating ridges and increasing pressure redistribution area.



SLIDESKIN™ ANTI-SHEAR
The unique composition of SlideSkin™ technology reduces shear with a second membrane. This enables the cover to move or slide with the users movements.



ZEROTEC COVER
Zerotec fabric is a medical barrier fabric that has high elasticity in every direction which reduces shear on pressure redistribution surfaces. It is waterproof and wipeable but has microporous breathable properties. This cover has welded seams and waterfall flaps for fluid control.

BED CODES & SIZES

| | | |
|--------------------|--------|-------------------------|
| LONG SINGLE | ICM3LS | 2030 x 900mm |
| KING SINGLE | ICM3KS | 2030 x 1070mm |
| LONG DOUBLE | ICM3D | 2030 x 1350mm |
| QUEEN | ICM3Q | 2030 x 1520mm |
| SPLIT QUEEN | ICM3SQ | 2030 x 760mm (per side) |

CARE & CLEANING

- No turn design reducing manual handling
- Anticrease XP base to allow easy contour for any profiling bed
- Medical Cover BS7175: Crib 5
- Waterlow ≤20
- To launder the cover in a washing machine, set the main wash to a minimum of 65°C for no less than 10 minutes. The cover can be tumble dried on low heat and the temperature must not exceed 60°C. The foam can be autoclaved at 134°C.

PRESSURE CARE

Risk Category High

This rating is based on our average peak pressure of <20mmHg.

icare risk category ratings are based on average peak pressure, Therapist recommendation, case studies, industry comparison and the Waterlow scale. For more information refer to the icare pressure care manual.

LATEX MATTRESS

The Latex mattresses are a low risk pressure mattress but provide a unique bounce back support which makes it easy for transfers. Suitable on any base platform.



SPECIFICATIONS

| | |
|------------------------|-----------------|
| Feel Rating | Medium |
| Mattress Height | 180mm |
| Risk Category | Low Risk |
| User Weight | 45kg - 220kg |
| Warranty | 5 Year Warranty |



NATURAL LATEX

Latex is naturally antibacterial. It is a natural rubber product that provides excellent support and bounce back.



SOLID SUPPORT FOAM BASE

The Latex core has pin hole ventilated giving the more air movement helping to regulate temperature.



QUILTED COVER

Super soft quilted cover giving the mattress a home look and feel.

BED CODES & SIZES

| | | |
|--------------------|--------|---------------|
| LONG SINGLE | ICEFLS | 2030 x 900mm |
| KING SINGLE | ICEFKS | 2030 x 1070mm |
| LONG DOUBLE | ICEFD | 2030 x 1350mm |
| QUEEN | ICEFQ | 2030 x 1520mm |

CARE

- No turn design reducing manual handling
- Waterlow ≤ 14
- Latex material will easier contour to any profiling platform
- Polycotton cotton tack and jump quilted cover

PRESSURE CARE

Risk Category Low

This rating is based on our average peak pressure of <31 mmHg. For some high risk clients Icare Zerotec covers are recommended.


Icare risk category ratings are based on average peak pressure, Therapist recommendation, case studies, industry comparison and the Waterlow scale. For some high risk clients Icare Zerotec covers are recommended. The best way to assess a client on a pressure reducing surface is to monitor pressure points with visual checks over a period of 5 days.

XP SUPPORT OVERLAY/UNDERLAY

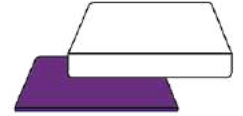
Overlays are an effective solution for a wide variety of conditions around client comfort, pressure care and sleep climate.



Use as an underlay. This prevents bottom out and adds support.



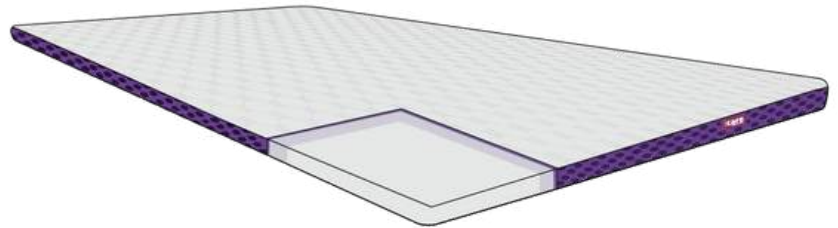
Use to make an existing mattress firmer. This can help with mobility and transfers.



Use as a crash mat. Can be placed beside bed to reduce risk of injury.


SPECIFICATIONS

| | |
|------------------------|-----------------|
| Feel Rating | Firm |
| Mattress Height | 50mm |
| Risk Category | Low Risk |
| User Weight | 50kg - 255kg |
| Warranty | 5 Year Warranty |



SOLID SUPPORT FOAM BASE

XP Support foam is a high-density open cell material that breathes to allow air circulation but is high density to prevent bottoming out. This material will easily contour to any profiling bed.



VENTILATED SIDE FABRIC

Vant fabric is a three-dimensional polypropylene material that has high air permeability and is anti-bacterial. We use this on the side wall of this overlay cover to greatly increase air movement.



MEDICAL COVERS AVAILABLE

Zerotec fabric is a medical barrier fabric that's has high elasticity in every direction which reduces shear on pressure redistribution surfaces. It is waterproof and wipeable but has microporous breathable properties.

Alternating Air Mattresses

Overlays are frequently used with an alternating air mattress. When an air mattress is used on a profiling bed, the air pressure can change when the bed positions are adjusted. The XP Support Overlay is suitable to use under an alternating air mattress. When an air mattress loses pressure in profiled positions, patients are not left lying on the bars or mesh of beds. This can prevent pressure sores or injuries.

BED CODES & SIZES

| | | |
|--------------------|---------|---------------|
| SINGLE | ICOXPS | 1900 x 900mm |
| LONG SINGLE | ICOXPLS | 2030 x 900mm |
| KING SINGLE | ICOXPKS | 2030 x 1070mm |
| LONG DOUBLE | ICOXPD | 2030 x 1350mm |
| QUEEN | ICOXPDQ | 2030 x 1520mm |

PRESSURE CARE

Risk Category Low

ACTIVEX™ OVERLAY

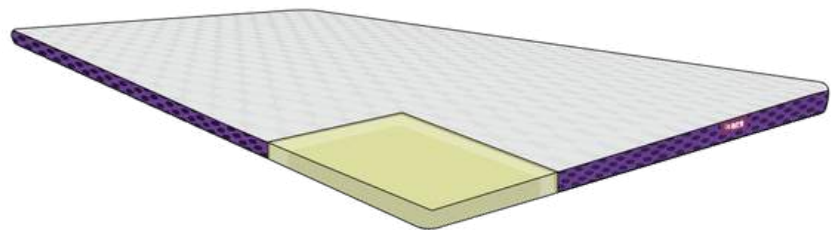
The Icare ActiveX™ Pressure Care Overlay is designed to provide added pressure relief and comfort on an existing mattress. This overlay is heat and pressure sensitive causing them to soften around pressure points and inflamed areas.



Use to increase comfort on mattresses especially for short-term illness, recovery from surgery or for added comfort.


SPECIFICATIONS

| | |
|------------------------|-----------------|
| Feel Rating | Soft |
| Mattress Height | 50mm |
| Risk Category | High Risk |
| User Weight | 30kg - 215kg |
| Warranty | 5 Year Warranty |



PRESSURE REDISTRIBUTION

The overlay features the ActiveX™ 84 material which is a high grade of elastic type foam. ActiveX™ is responsive to temperature around inflamed areas and will become softer as it becomes warmer. So around a pressure point it will always soften and allow the blood to circulate freely.



VENTILATED SIDE FABRIC

Vant fabric is a three-dimensional polypropylene material that has high air permeability and is anti-bacterial. We use this on the side wall of this overlay cover to greatly increase air movement.



MEDICAL COVERS AVAILABLE

Zerotec fabric is a medical barrier fabric that's has high elasticity in every direction which reduces shear on pressure redistribution surfaces. It is waterproof and wipeable but has microporous breathable properties.

Alternating Air Mattresses

Safe to use on alternating air mattresses. ActiveX™ Overlay's are often used to increase comfort and reduce heat loss when used with alternating air mattresses.

BED CODES & SIZES

| | | |
|--------------------|-------|---------------|
| SINGLE | ICTS | 1900 x 900mm |
| LONG SINGLE | ICTLS | 2030 x 900mm |
| KING SINGLE | ICTKS | 2030 x 1070mm |
| LONG DOUBLE | ICTD | 2030 x 1350mm |
| QUEEN | ICTQ | 2030 x 1520mm |

PRESSURE CARE


Risk Category High

This rating is based on our average peak pressure of <18mmHg.

Icare risk category ratings are based on average peak pressure, Therapist recommendation, case studies, industry comparison and the Waterlow scale. For more information refer to the Icare pressure care manual.

ACTIVEFLOAT™ OVERLAY

The Icare ActiveFloat™ Overlay is the latest technology is an extremely elastic and highly breathable material designed to reduce shear and offer pressure relief.



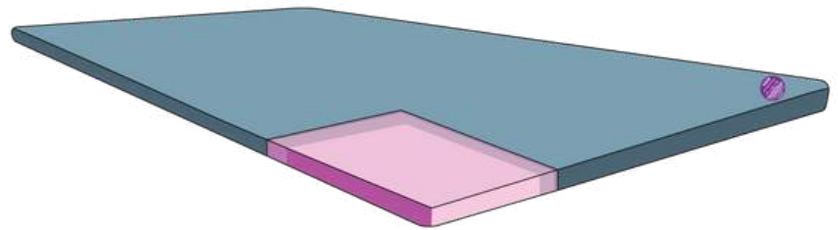
SlideSkin™ reduces shear enables the cover to move or slide with the user movements.



ActiveFloat™ reduces shear in every direction even after full compression.


SPECIFICATIONS

| | |
|------------------------|-----------------|
| Feel Rating | Soft |
| Mattress Height | 50mm |
| Risk Category | High Risk |
| User Weight | 30kg - 215kg |
| Warranty | 5 Year Warranty |



PRESSURE REDISTRIBUTION

The overlay combines the features the new ActiveFloat™ foam which reduces shear whilst remaining fully pliant under maximum compression. This provides a product that is responsive to temperature around inflamed areas and will become softer as it becomes warmer. So around a pressure point it will always soften and allow the blood to circulate freely.



VENTILATED SIDE FABRIC

Vant fabric is a three-dimensional polypropylene material that has high air permeability and is anti-bacterial. We use this on the side wall of this overlay cover to greatly increase air movement.



MEDICAL COVER

Zerotec fabric is a medical barrier fabric that's has high elasticity in every direction which reduces shear on pressure redistribution surfaces. It is waterproof and wipeable but has microporous breathable properties.

BED CODES & SIZES

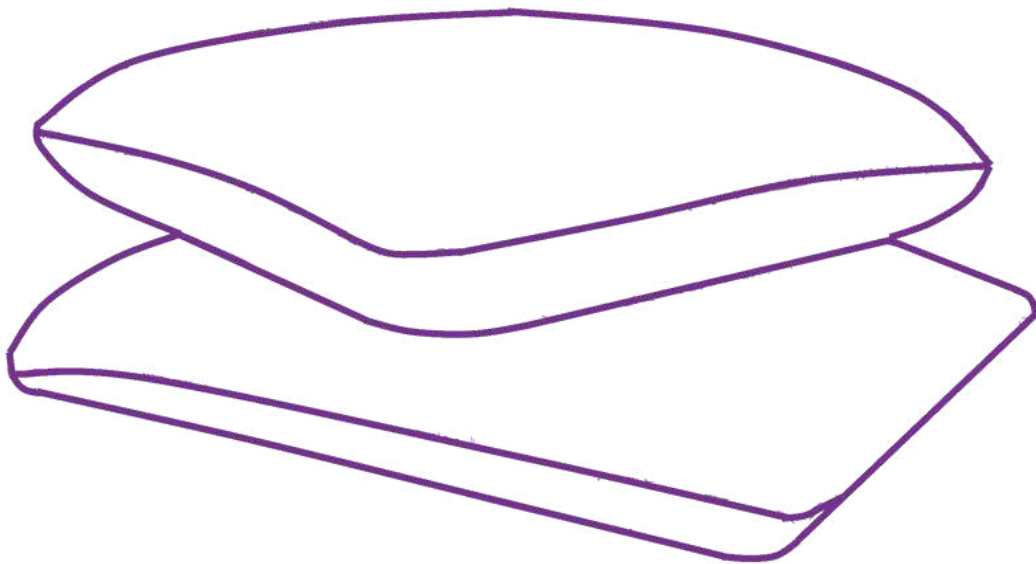
| | | |
|--------------------|--------|---------------|
| SINGLE | ICOFS | 1900 x 900mm |
| LONG SINGLE | ICOFLS | 2030 x 900mm |
| KING SINGLE | ICOFKS | 2030 x 1070mm |
| LONG DOUBLE | ICOFD | 2030 x 1350mm |
| QUEEN | ICOFQ | 2030 x 1520mm |

PRESSURE CARE

Risk Category High

This rating is based on our average peak pressure of <15mmHg.

Icare risk category ratings are based on average peak pressure, Therapist recommendation, case studies, industry comparison and the Waterlow scale. For more information refer to the Icare pressure care manual.




ICARE PILLOWS AND CUSHIONS

CLASSIC PILLOW


The Icare Classic pillow is made up of a high density ActiveX core in a traditional pillow shape, a cooling gel insert and a soft puff quilt style cotton cover. Zip off washable cover. Suitable for back and side sleepers.



PRESSURE REDISTRIBUTION
The Classic Pillow features the ActiveX material which makes up the core of this pillow. ActiveX is a high grade of elastic type foam which is responsive to temperature around inflamed areas.



COOLING GEL INSERT
Under the fabric, this pillow features a cooling gel insert. This helps to regulate temperature and will conform with head and neck contour.



VENTILATED BASE FABRIC
Vant fabric is a three-dimensional polypropylene material that has high air permeability and is antibacterial. Using this in the base greatly increases air movement.



ALL-WAY CONTOUR COVER
The Icare Classic Pillow is made with an Elastex material cover. This fabric has a high elasticity in every direction enabling it to conform with head and neck contour.

PRODUCT CODE


| Description | Icare Classic Pillow | |
|-------------|----------------------|--------------------------------|
| Code | ICP1 | 60cm (L) x 42cm (W) x 11cm (H) |

CONTOUR PILLOW


The Icare Contour neck pillow is made up of a high density ActiveX core in a contoured pillow shape, a cooling gel insert and a soft puff quilt style cotton cover. This pillow is recommended for back and neck pain sufferers. Higher side for back and side sleepers and lower side for front sleepers. Zip off washable cover.



PRESSURE REDISTRIBUTION
The Classic Pillow features the ActiveX material which makes up the core of this pillow. ActiveX is a high grade of elastic type foam which is responsive to temperature around inflamed areas.



COOLING GEL INSERT
Under the fabric, this pillow features a cooling gel insert. This helps to regulate temperature and will conform with head and neck contour.



VENTILATED SIDE FABRIC
Vant fabric is a three-dimensional polypropylene material that has high air permeability and is antibacterial. Using this in the sides greatly increases air movement.



ALL-WAY CONTOUR COVER
The Icare Classic Pillow is made with an Elastex material cover. This fabric has a high elasticity in every direction enabling it to conform with head and neck contour.

PRODUCT CODE

| Description | Icare Contour Pillow | |
|-------------|----------------------|----------------------------------|
| Code | ICP2 | 60cm (L) x 40cm (W) x 9-11cm (H) |

CLOUD PILLOW

The Icare Cloud pillow is made up of a high density ActiveX ventilated core with a microfibre filled cotton cover. The ActiveX core is removable to make the Cloud pillow even softer. Zip off washable cover. Suitable for all sleepers.



PRESSURE REDISTRIBUTION

The Cloud Pillow features ventilated ActiveX material which makes up the core of this pillow. ActiveX is a high grade of elastic type foam which is responsive to temperature around inflamed areas.



COVER AND FILL

The Cloud pillow features a unique microfibre filled cover. This gives an extremely soft feel with a high support and pressure relieving core.



ANTI-BACTERIAL & BREATHABLE

The two biggest highlights of the Cloud Pillow, is its resistance to bacteria and ability to breath. The core and the cover feature pinhole ventilation and hollow fibres.



REMOVABLE INSERT

The pinhole ventilated ActiveX core is covered with an inner fabric which is able to be removed to make the Cloud Pillow even softer.

PRODUCT CODE

| | |
|--------------------|--|
| Description | Icare Cloud Pillow |
| Code | ICP3 63cm (L) x 42cm (W) x 13cm (H) |


CURVE PILLOW

The Icare Curve neck pillow is made up of a high density ActiveX core in an ergonomic shape designed to support the shoulders and neck. This pillow is recommended for back and neck pain sufferers. Very low profile, suitable for children and petite women.



PRESSURE REDISTRIBUTION

The Curve Pillow features ventilated ActiveX material which makes up the core of this pillow. ActiveX is a high grade of elastic type foam which is responsive to temperature around inflamed areas.



VENTILATED SIDE FABRIC

Vant fabric is a three-dimensional polypropylene material that has high air permeability and is antibacterial. Using this in the base greatly increases air movement.







ALL-WAY CONTOUR COVER

The Icare Curve Pillow is made with an Elastex material cover. This fabric has a high elasticity in every direction enabling it to conform with head and neck contour.

PRODUCT CODE

| | |
|--------------------|---|
| Description | Icare Curve Pillow |
| Code | ICP4 56cm (L) x 34cm (W) x 5-8cm (H) |

PILLOW COMPARISON

| | FEATURES | APPLICATIONS |
|--|---|---|
| <p>CLASSIC PILLOW</p>  | <ul style="list-style-type: none"> • ActiveX™* • Gel Cooling Insert • High Profile • Zip off washable cover | <ul style="list-style-type: none"> • Great for larger people • Suits side sleepers • Thermo regulating for hot sleepers |
| <p>CONTOUR PILLOW</p>  | <ul style="list-style-type: none"> • ActiveX™* • Gel Cooling Insert • Versatile - high side and low side • Zip off washable cover | <ul style="list-style-type: none"> • Provides support for neck and back pain • Versatile can be used for side and back sleepers • Thermo regulating for hot sleepers |
| <p>CLOUD PILLOW</p>  | <ul style="list-style-type: none"> • Soft cotton cover • Hollow core Air Fibre outer fill • ActiveX™* ventilated support core | <ul style="list-style-type: none"> • Versatile for most sleepers • Removable core to reduce profile • Silky plush feel • Breathable for all night comfort • Suitable for all seasons |
| <p>CURVE PILLOW</p>  | <ul style="list-style-type: none"> • ActiveX™* • Low profile • Cut-away front design • 3D mesh Vant fabric | <ul style="list-style-type: none"> • Great for smaller, petite people • Designed for front and back sleepers • Breathable for health and comfort |

* ActiveX™ is a high grade of elastic type foam which is responsive to temperature around inflamed areas. ActiveX™ will become softer as it becomes warmer. So around a pressure point it will always soften and allow the blood to circulate freely.

PILLOW SUSPENDERS SET

Pair of pillow suspenders, for profiling beds. Folds back and secures with hook and loop, from around a metal rail on the mattress platform. Fasten to pillow/pillow case using metal clasp. Easy to use. Suitable for all pillows.

Minimum length 35cm
Maximum length 50cm

PRODUCT CODE

| | |
|--------------------|-----------------------------|
| Description | Icare Pillow Suspenders Set |
| Code | ACPS |



CUSHION RANGE

- ActiveX™ Lite material responds to pressure. Icare Cushions will mold around the shape of your body taking away pressure points.
- Vant Fabric is a three-dimensional material that promotes increased air movement.

| | | |
|---|---|--|
| <p>5cm Seat Cushions</p>  <p>40 x 40cm 45 x 45 cm 45 x 50cm</p> | <p>10cm Seat Cushions</p>  <p>40 x 40cm 45 x 45 cm 45 x 50cm</p> | <p>Posture Wedge Cushion</p>  <p>Assists with spinal alignment</p> |
| <p>Coccyx Cushion</p>  <p>For coccyx pain relief</p> | <p>Donut Cushion</p>  <p>For comfort while seated</p> | <p>Knee Cushion</p>  <p>Supports pelvis and spine</p> |
| <p>Back Cushion</p>  <p>Relieve stiffness and pain</p> | <p>Full & Half Lumbar Cushion</p>  <p>Supports lower back pressure</p> | <p>Bed Wedge Cushion</p>  <p>Large folding cushion 78 x 68 cm</p> |


BED WEDGE

An Icare Bed Wedge can be used to elevate the upper body to alleviate acid reflux, respiratory problems, and back or neck pain. It can also be used to increase circulation and reduce conditions such as varicose veins in the legs. Zip off washable cover. Three in one design, the Icare bed wedge can also be placed under or on top of the mattress for alleviating head or legs.



PRESSURE REDISTRIBUTION

This cushion features the ActiveX Lite material is the main comfort layer in this cushion. ActiveX is a high grade of elastic type foam which is responsive to temperature around inflamed areas. ActiveX will become softer as it becomes warmer. So around a pressure point it will always soften and allow the blood to circulate freely.



VENTILATED SIDE FABRIC

Vant fabric is a three-dimensional polypropylene material that has high air permeability and is antibacterial. Using this in the base greatly increases air movement.



PRODUCT CODE

| | |
|--------------------|---|
| Description | Icare Bed Wedge |
| Code | IC172 68cm (L) x 78cm (W) x 21cm (H) thick end |


SEAT CUSHION

The Icare seat cushioning range offers a range of sizes in 5cm and 10cm thickness. With washable zip off covers and a high density ActiveX Lite core. The Icare cushions are perfect for added comfort in wheelchairs, travelling and seating in the home. The standard Icare seat cushion range features high density visco cores which respond to pressure in a different way. Instead of pushing back like standard foam cushions the Icare cushions will mould around the shape of your body taking away points of pressure.



PRESSURE REDISTRIBUTION

The seat cushions feature the ActiveX Lite material is the main comfort layer in this cushion. ActiveX is a high grade of elastic type foam which is responsive to temperature around inflamed areas. ActiveX will become softer as it becomes warmer. So around a pressure point it will always soften and allow the blood to circulate freely.



VENTILATED SIDE FABRIC

Vant fabric is a three-dimensional polypropylene material that has high air permeability and is antibacterial. Using this in the base greatly increases air movement.

PRODUCT CODE

| | |
|--------------------|---|
| Description | Icare 5cm Seat Cushion 40x40 |
| Code | IC540 40cm (L) x 40cm (W) x 5cm (H) |
| Description | Icare 5cm Seat Cushion 45x45 |
| Code | IC545 45cm (L) x 45cm (W) x 5cm (H) |
| Description | Icare 5cm Seat Cushion 45x50 |
| Code | IC54550 45cm (L) x 50cm (W) x 5cm (H) |
| Description | Icare 10cm Seat Cushion 40x40 |
| Code | IC1040 40cm (L) x 40cm (W) x 10cm (H) |
| Description | Icare 10cm Seat Cushion 45x45 |
| Code | IC1045 45cm (L) x 45cm (W) x 10cm (H) |
| Description | Icare 5cm Seat Cushion 45x50 |
| Code | IC104550 45cm (L) x 50cm (W) x 10cm (H) |

DONUT CUSHION

This cushion is ideal for individuals who need to sit for extended periods of time and are suffering from conditions like haemorrhoids, tailbone pain, coccyx pain, sciatica or even surgeries and pre/post-natal pain. Icare Donut Cushions are designed to reduce pain and enhance your sitting comfort while at work or home. Reduces pressure in the area of discomfort. Specifically for coccyx and haemorrhoid pain. Retail packaged.



PRESSURE RELIEF
Centre hole 11cm



SITTING CARE
Specifically for coccyx and haemorrhoid pain.

PRODUCT CODE

| | |
|--------------------|--|
| Description | Icare 5cm Seat Cushion 40x40 |
| Code | IC540 40cm (L) x 40cm (W) x 5cm (H) |

COCCYX WEDGE

Coccyx pain (known as coccydynia) can be the result of a fall or a fracture. Icare Coccyx Cushions are a way to alleviate coccyx pain reducing pressure in the area of discomfort. Wedge shaped foam insert with washable cover, specifically for coccyx pain and pressure relief.



PRESSURE RELIEF
Specific for coccyx pain



POSTURE CARE
Wedge shape for added comfort

PRODUCT CODE


| | |
|--------------------|--|
| Description | Icare Coccyx Wedge |
| Code | IC171 40cm (L) x 42cm (W) x 7cm (H) thick end |

BACK CUSHION

The Icare Back Cushion is ergonomically designed to provide correct posture and relieve stiffness and pain. It provides targeted support and is contoured to reduce muscle strain. Pressure relieving visco elastic, reduces pressure in the area of discomfort. Elastic strap with clip. Zip off washable cover.



FITS MOST CHAIRS
Adjustable Strap with Clip



VENTILATED FABRIC
Vant fabric is a three-dimensional polypropylene material that has high air permeability and is antibacterial. Using this in the base greatly increases air movement.

PRODUCT CODE

| | | |
|--------------------|--------------------|----------------------------------|
| Description | Icare Back Cushion | |
| Code | IC167 | 32cm (L) x 32cm (W) x 8-10cm (H) |

LUMBAR ROLLS

Icare Lumbar Rolls support the natural curvature of the spinal cord relieving fatigue, pressure, and pain. These cushions also support correct posture, neck and back alignment when seated. The lightweight cushions are made of high-density visco elastic that retains its shape after use. Enhances correct posture, supports natural curvature of the spine. Zip off washable cover. Available in a full roll or half roll.



PRESSURE RELIEF



HALF OR FULL LUMBAR

PRODUCT CODE

| | | |
|--------------------|--------------------------------|--------------------------------|
| Description | Icare Full Lumbar Roll Cushion | |
| Code | IC169 | 30cm (L) x 10cm (W) x 10cm (H) |
| Description | Icare Half Lumbar Cushion | |
| Code | IC170 | 35cm (L) x 14cm (W) x 8cm (H) |

KNEE CUSHION

Icare Knee Cushion is used to alleviate back, knee, leg, and hip pain by promoting correct spinal alignment. This can also be used as a knee spacer during pregnancy, and can be placed under the legs to support the lower back and increase circulation. Visco Elastic core with zip off washable cover.



PRESSURE REDISTRIBUTION



ZIP OFF COVER

PRODUCT CODE


| | | |
|--------------------|--------------------|----------------------------------|
| Description | Icare Knee Cushion | |
| Code | IC173 | 25cm (L) x 20cm (W) x 15-7cm (D) |

POSTURE WEDGE

The wedge shaped Icare Posture Cushion helps to restore the spine's natural shape and helps to prevent further damage to your back by removing excessive pressure on the spine. Foam insert with washable cover, wedge shape to improve posture.




POSTURE SUPPORT
Wedge shape to improve posture.



VENTILATED SIDE FABRIC
Vent fabric is a three-dimensional polypropylene material that has high air permeability and is antibacterial. Using this in the base greatly increases air movement.

PRODUCT CODE

| | | |
|--------------------|---------------------|---|
| Description | Icare Posture Wedge | |
| Code | IC168 | 40cm (L) x 42cm (W) x 7cm (H) thick end |



MATTRESS PROTECTION AND SHEETING

MATTRESS PROTECTOR

FITTED SHEET STYLE

The Icare waterproof Mattress Protector has a Tencel surface with a noiseless breathable PU backing. The microporous backing provides a breathable yet waterproof layer allowing moisture to dissipate. Designed in a fitted sheet style the Icare protectors provide protection for the top of the mattress from liquid and stains. 32cm drop.



100% Waterproof



Home or facility use



Hygiene cover for general bed protection



Care Instructions: this item is machine washable on delicate cycle, line dry in the shade. We do not recommend machine drying, ironing or dry-cleaning. Ensure the item has fully dried before reusing.

PRODUCT CODE

| | | |
|--------------------|---|-------------|
| Description | Icare Mattress Protector - Single / Long Single | |
| Code | ICMPLS | 200 x 91cm |
| Description | Icare Mattress Protector - King Single | |
| Code | ICMPKS | 203 x 107cm |
| Description | Icare Mattress Protector - Double | |
| Code | ICMPD | 190 x 137cm |
| Description | Icare Mattress Protector - Queen | |
| Code | ICMPQ | 203 x 152cm |
| Description | Icare Mattress Protector - Split Queen | |
| Code | ICMPSQ | 203 x 75cm |

MATTRESS COVER

FULLY ENCLOSED WITH ZIP

The Icare fully enclosed cover has a Tencel surface with a noiseless breathable PU backing. The microporous backing provides a breathable yet waterproof layer allowing moisture to dissipate. The Mattress Cover fully encloses the mattress and zips up protecting the user and mattress from liquid and stains. 35cm drop.



100% Waterproof



Home or facility use



Hygiene cover for general bed protection



Prevents bed bugs & dustmites



Care Instructions: this item is machine washable on delicate cycle, line dry in the shade. We do not recommend machine drying, ironing or dry-cleaning. Ensure the item has fully dried before reusing.

PRODUCT CODE

| | | |
|--------------------|---|-------------|
| Description | Icare Mattress Cover - Single / Long Single | |
| Code | ICMCLS | 200 x 91cm |
| Description | Icare Mattress Cover - King Single | |
| Code | ICMCKS | 203 x 107cm |
| Description | Icare Mattress Cover - Double | |
| Code | ICMCD | 190 x 137cm |
| Description | Icare Mattress Cover - Queen | |
| Code | ICMCQ | 203 x 150cm |
| Description | Icare Mattress Cover - Split Queen | |
| Code | ICMCSQ | 203 x 75cm |

MEDICAL COVERS

The medical mattress cover is made from Zerotec fabric. A medical barrier fabric that has high elasticity in every direction which reduces shear on pressure redistribution surfaces. It is waterproof and wipeable but has microporous breathable properties. This cover has welded seams and waterfall flaps for fluid control.



15cm or 20cm depth



Strong zipper



Waterfall flaps



- Medical Cover MVTR (g/24h·m²): 1635.0 Average
- Medical Cover BS7175: Crib 5
- To launder the cover in a washing machine, set the main wash to a minimum of 65°C for no less than 10 minutes. The cover can be tumble dried on low heat and the temperature must not exceed 60°C.

PRODUCT CODE

| | |
|--------------------|--|
| Description | Icare 15cm Mattress Cover - Long Single |
| Code | ICMC15LS 900 (W) x 2030 (L) x 150mm (D) |
| Description | Icare 15cm Mattress Cover - King Single |
| Code | ICMC15KS 1030 (W) x 2030 (L) x 150mm (D) |
| Description | Icare 15cm Mattress Cover - Long Double |
| Code | ICMC15D 1350 (W) x 2030 (L) x 150mm (D) |
| Description | Icare 15cm Mattress Cover - Queen |
| Code | ICMC15D 1520 (W) x 2030 (L) x 150mm (D) |
| Description | Icare 20cm Mattress Cover - Long Single |
| Code | ICMC20LS 900 (W) x 2030 (L) x 200mm (D) |
| Description | Icare 20cm Mattress Cover - King Single |
| Code | ICMC20KS 1030 (W) x 2030 (L) x 200mm (D) |
| Description | Icare 20cm Mattress Cover - Long Double |
| Code | ICMC20D 1350 (W) x 2030 (L) x 200mm (D) |
| Description | Icare 20cm Mattress Cover - Queen |
| Code | ICMC20Q 1520 (W) x 2030 (L) x 200mm (D) |
| Description | Icare 5cm Overlay Cover - Long Single |
| Code | ICMC5LS 900 (W) x 2030 (L) x 50mm (D) |
| Description | Icare 5cm Overlay Cover - King Single |
| Code | ICMC5KS 1030 (W) x 2030 (L) x 50mm (D) |
| Description | Icare 5cm Overlay Cover - Long Double |
| Code | ICMC5LD 1350 (W) x 2030 (L) x 50mm (D) |
| Description | Icare 5cm Overlay Cover - Queen |
| Code | ICMC5Q 1520 (W) x 2030 (L) x 50mm (D) |



PILLOW PROTECTOR

The Icare Pillow Protector has 100% Tencel surface with a noiseless breathable PU backing. Protects the pillow from liquid and stains. The microporous backing provides a breathable yet waterproof layer allowing moisture to dissipate. Fully enclosed with zipper. Available in pairs only.



100% Waterproof



Home or facility use



Hygiene cover protection



Care Instructions: this item is machine washable on delicate cycle, line dry in the shade. We do not recommend machine drying, ironing or dry-cleaning. Ensure the item has fully dried before reusing.

PRODUCT CODE

| | |
|--------------------|-------------------------------|
| Description | Icare Pillow Protector (pair) |
| Code | ICPP 50 x 75cm |

ADJUSTABLE BED SHEET SETS

Bed sheets that are made especially for Icare profiling beds in all sizes. Luxurious Icare Sheet Sets feature a 1000 thread count sateen, Each pack includes a fitted sheet, flat sheet and pillowcase. The high thread count means the sheets will wear well and soften over time. Suitable for all adjustable beds, large 36cm drop for a secure fit to prevent becoming untucked during use.



The Icare Sheet Sets are made specifically for profiling beds and fit all Icare Homecare Bed sizes.

Care Instructions: to launder the cover in a washing machine, set the main wash to a minimum of 65°C for no less than 10 minutes. The cover can be tumble dried on low heat and the temperature must not exceed 60°C.

PRODUCT CODE

| | |
|--------------------|---|
| Description | Icare Sheet Set - Long Single |
| Code | ICSSLS Fits bed size: 900 (W) x 2030mm (L) 1x Flat Sheet, 1x Fitted Sheet, 1x Pillow Case |
| Description | Icare Sheet Set - King Single |
| Code | ICSSKS Fits bed size: 1030 (W) x 2030mm (L) 1x Flat Sheet, 1x Fitted Sheet, 1x Pillow Case |
| Description | Icare Sheet Set - Long Double |
| Code | ICSSLD Fits bed size: 1053 (W) x 2030mm (L) 1x Flat Sheet, 1x Fitted Sheet, 2x Pillow Cases |
| Description | Icare Sheet Set - Queen |
| Code | ICSSQ Fits bed size: 1052 (W) x 2030mm (L) 1x Flat Sheet, 1x Fitted Sheet, 2x Pillow Cases |
| Description | Icare Sheet Set - Split Queen |
| Code | ICSSSQ Fits bed size: 750 (W) x 2030mm (L) per side 1x Flat Sheet, 2x Fitted Sheets, 2x Pillow Cases |
| Description | Icare Sheet Set - Split King |
| Code | ICSSSK Fits bed size: 900 (W) x 2030mm (L) per side 1x Flat Sheet, 2x Fitted Sheets, 2x Pillow Cases |



GST applies to this product.

ABSORBENT BED PADS

Offering three-layer protection against mattress stains or damage. The Icare reusable incontinence bed pad is comprised of a waterproof bottom layer to avoid leakage, an ultra-dense middle layer, and a top layer that ensures comfort while sleeping for all night protection. Can be used and reused in the home or facilities for all night protection. With generous tuck-in flaps.



Absorbency: 2 litres over 8 hours

Care Instructions: This item is machine washable, and line dry in the shade. We do not recommend machine drying, ironing or dry-cleaning. Ensure the item has fully dried before reusing.

PRODUCT CODE

| | | |
|--------------------|--|------------------|
| Description | Icare Absorbent Bed Pad - Single/Long Single | |
| Code | IC90BPLS | Size: 90 x 90cm |
| Description | Icare Absorbent Bed Pad - King Single | |
| Code | IC90BPKS | Size: 90 x 107cm |
| Description | Icare Absorbent Bed Pad - Double/Long Double | |
| Code | IC90BPD | Size: 90 x 135cm |
| Description | Icare Absorbent Bed Pad - Queen | |
| Code | IC90BPQ | Size: 90 x 152cm |

ABSORBENT SEAT PAD

Offering three-layer protection against stains or damage to chair upholstery. The Icare reusable incontinence seat pad is comprised of a waterproof bottom layer to avoid leakage, an ultra-dense middle layer, and a top layer that ensures comfort while sitting.



Absorbency: 2 litres over 8 hours

This item is machine washable, and line dry in the shade. We do not recommend machine drying, ironing or dry-cleaning. Ensure the item has fully dried before reusing.

PRODUCT CODE

| | | |
|--------------------|--------------------------|-----------------|
| Description | Icare Absorbent Seat Pad | |
| Code | ICCP | Size: 53 x 56cm |

HYDROSENSE

HYDROSENSE SYSTEM

The Icare HydroSense is a range of unique products designed to manage and maintain a comfortable temperature. Heat sensitivity is a common issue caused by disease or immobility including multiple sclerosis, diabetes, kidney disease, reduced mobility, inflammation and climate.

The machine has night settings and a built in timer, to prevent chills. The settings can be changed using the touch screen control panel.



80 Watts - uses less electricity than a light bulb



Whisper quiet motor function



Large temperature range - Cools to 8°C and heats to 48°C

PRODUCT CODE

| | | |
|--------------------|-------------------------------------|-----------------------------------|
| Description | Icare HydroSense System Unit | |
| Code | PPUR | |
| Description | Icare HydroSense Bed Pad | |
| Code | PPSMP | Single Size: 900 (W) x 1900mm (L) |
| Description | Icare HydroSense Double Adaptor Kit | |
| Code | PPDFS | |



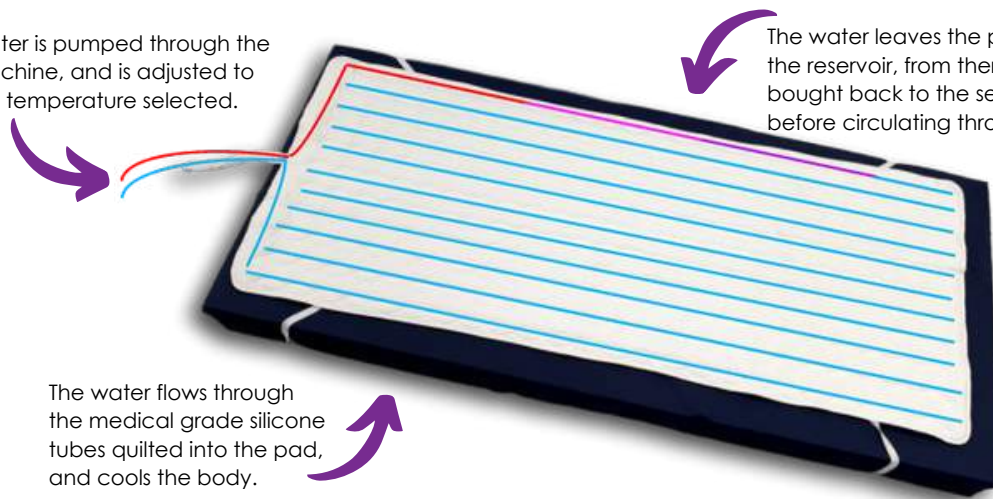
HOW THEY WORK:

Water is pumped through the machine, and is adjusted to the temperature selected.

The water leaves the pad and enters the reservoir, from there the water is brought back to the set temperature before circulating through the pad.

The water flows through the medical grade silicone tubes quilted into the pad, and cools the body.

Corner elastic bands help to hold the pad in place.



GST applies to this product.

HYDROSENSE ACCESSORIES

PRODUCT CODE

Description Code Icare HydroSense Small multi-use PVC pad
PPMPS



PRODUCT CODE

Description Code Icare HydroSense Medium multi-use PVC pad
PPMPM



PRODUCT CODE

Description Code Icare HydroSense Lumbar Strap
PPLS



PRODUCT CODE

Description Code Icare HydroSense Foot and Leg Cuff
PPFLC



PRODUCT CODE

Description Code Icare HydroSense Back and Shoulder Vest
PPBSV



PRODUCT CODE

Description Code Icare HydroSense Knee Strap
PPPS



PRODUCT CODE

Description Code Icare HydroSense Neck, Limb and Eye Wrap
PPNHW



GST applies to this product.



RESOURCES

COMPANY PROFILE

CORE VALUES

At Icare Medical Group we are passionate about patient comfort and care. From the core of our organisation we innovate and provide solutions to ensure patients are getting a high level of comfort and care everyday.

OUR TEAM

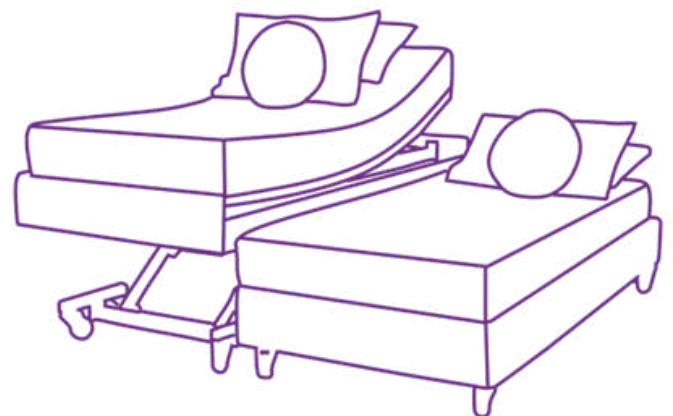
Our team is dedicated to creating innovative products & delivering solutions for clients in Australia & New Zealand. We work together to provide a seamless experience, unparalleled support and innovative equipment, for therapists, carers and clients.

PRODUCTS AND SUPPLY

We have chosen our product range exclusively based on product performance and client benefit. Product components have been sourced through our international network including New Zealand, America, Europe and Asia. We hold product in stock for prompt and efficient dispatch.

DISTRIBUTION

With dealers and service agents in almost every town and city in Australia and New Zealand we are delivering solutions to homes & facilities everyday. Our distribution centres in Melbourne and Auckland allow us to quickly supply to any where in Australasia.



DEALER INFORMATION

Icare has a range of dealer resources available from images and point of sale, we can provide; Mattress sample cubes, brochures, in store banners and posters, videos and images, user manuals and warranty cards, wall graphics, display mats and covers, product and fabric samples, stands and shelving.



TRAINING PROGRAMS

Educational Workshops

We now hold regular educational workshops for therapists and service providers in locations around Australia.

We can provide training with our product specialists on everything from patient transfers to the psychology of care in the home.

Product Training

Icare can provide one on one training at your showroom or facility either in person, or remotely online.

We can supply training videos and manuals, on request.

To become a dealer or request a meeting with a product specialist, contact info@sleepsystems.com.au or visit our website icaremedicalgroup.com.au.

THERAPY KITS

We have demonstration kits available for Occupational Therapist to take into homes when accessing clients.

SPARE PARTS

We carry spare parts for all our products should you need replacements.

If you are a service technician, and unsure what parts you may need, please contact us for a full parts list.

SERVICE

In the unlikely event of a product fault or malfunction, we pride ourselves on prompt service.

If you have a product fault, or questions – please your dealer straight away. The dealer is responsible for servicing the beds – and repairs under warranty. Patient care and comfort is very important, and that is why we do our part with quick dispatch and repairs when needed.

FUNDING SOLUTIONS

Icare products are available through a variety of national government funding programs.

For more information on what funding options are available in your region, please contact us for your nearest dealer.

Or contact your local store to discuss your requirements.



ICARE MEDICAL GROUP

icaremedicalgroup.co.nz

info@sleepsystems.co.nz

09 439 2215